

Introduction:

This document is an addendum to the Training Manual prepared for National Agriculture Market (NAM) Portal. The document has been prepared to educate and train the intended end users on the new features that are incorporated in the eNAM application by taking specific reference of the Training Manual to demonstrate the recent features. The process remains same as documented in the Training Manual; new and modified features in addition to it are demonstrated herein through screenshots.

1. eNAM Portal

<http://www.enam.gov.in/NAM/home/index.html>

The URL link above opens the portal and provides access to information related to the Application, Commodities, Latest updates on Agricultural Trade and other related information

Authorized Users:

- Farmers
- Traders
- Commission Agents
- Mandi Staff (Secretary, Supervisor, Data Entry Operator, Gate Entry Operator, Lab Technician, Weighment Operator, Bid Managers & Mandi Analysts)
- Administrators (Management, Support Team, Technical Team & Development Team)
- Government bodies

Farmers, Traders & Commission Agents are considered as primary stakeholders. They can register online through the portal link and Login for further transactions.

Workflow

NAM Application contains a dedicated work flow that follows specific process. The entire application is categorized in to four groups:

1. Administration
2. Exit Entry
3. Lot Operators
4. Auction

Each Category in turn is classified as

- Masters
- Transactions, and
- Reports

Masters contains number of Masters Configuration screens related to transactions. Transaction contains complete workflow related screens and for every transaction corresponding reports that are available in Reports section.

Administration is entirely handled by (authorized) Administrators only taking security grounds in to consideration.

Exit Entry:

Masters:

1. Farmer Registration
2. Agent Registration

Transactions:

1. Vehicle Registration
2. Vehicle Gate Entry
3. Gate Entry New
4. Gate Exit
5. Agreement / Sale Bill Cancellation
6. CSV File upload
7. Registration Notification

Reports:

There are nearly 20 reports available related to Exit Entry transactions. Among these, the most frequently accessed reports are Gate Entry Register & Receipt, Gate Exit Register & Receipts, Weighbridge Receipt & Register, Farmer & Agent / Trader Registration report, Arrival Summary Report, Daily Report.

Lot Operations:

Transactions:

1. Lot Management
2. Sample Creation
3. Assaying
4. Approval for Trade
5. Weighment

Reports:

Frequently used reports are Lot Tracker, Lot Assaying summary report, Lot Sample Detail, Sample Assaying Result...etc.

Auction:

Master:

1. Sale Agreement for Master Update.

Transactions:

1. Bid Creation
2. Bid Rejection
3. Bid Declaration
4. Sale Agreement
5. Sale Bill

Reports:

These reports are very important among others. Nearly 30 reports are available for access. Among these, Bid Creation Report, Bid Submission Summary, Bid Opening winner list, Sale Summary Report, Lot Tracker detail report, DAARP Report, Payment settlement report, e-Payment report, Assayed and Traded lot report, Mandi wise agreement type summary report, Sale Agreement, Sale Agreement & Sale Bill Register are frequently used.

Main Screens & Facilities (Previous version Vs Current version):

#	Module	Screen	Previous Version	Current Version	Update
1	Portal	URL	Available	Available	NO
2		Home Page Dashboard	Available	Available	YES
3		Farmer Registration	Available	Available	YES
4		User Login Page	Available	Available	YES
5		Transactions Landing Page	Available	Available	YES
6	Exit Entry	Vehicle Registration	Available	Available	NO
7		Gate Entry	Available	Available	YES
8		Gate Exit	Available	Available	YES
9		Sale Agreement / Sale Bill Cancellation	NA	Available	YES
10		CSV File Upload	NA	Available	YES
11		Registration Notification	NA	Available	YES
12		Reports	Available	Available	YES
13	Lot Operations	Lot Management	Available	Available	YES
14		Sample Creation	Available	Available	NO
15		Assaying	Available	Available	YES
16		Approval for Trade	Available	Available	YES
17		Weighment	Available	Available	NO
18	Reports	Available	Available	YES	
19	Auction	Sale Agreement for Master Update	NA	Available	YES
20		Bid Creation	Available	Available	YES
21		Bid Declaration	Available	Available	YES
22		Bid Rejection	NA	Available	YES
23		Sale Agreement	Available	Available	YES
24		Sale Bill	Available	Available	YES
25		Settlement	Available	NA	NO
26		Outcry Auction	Available	NA	NO
27	Outside APMC Sale Entry	Available	NA	NO	
28	Trader Portal	Trader Portal	Available	Available	YES
29	CA Portal	Commission Agent Portal	Available	Available	YES
30	Payments	Payment Integration	NA	Available	YES
31	Weighment	Weigh Bridge Integration	NA	Available	YES
32		Weigh Scale Integration	NA	Available	YES
33	Mobile App	Mobile App	NA	Available	YES
34	Reports	Reports Access	Available	Available	YES
35	Admin	Admin Credentials / Masters	Available	Available	YES

Explanation of New Features

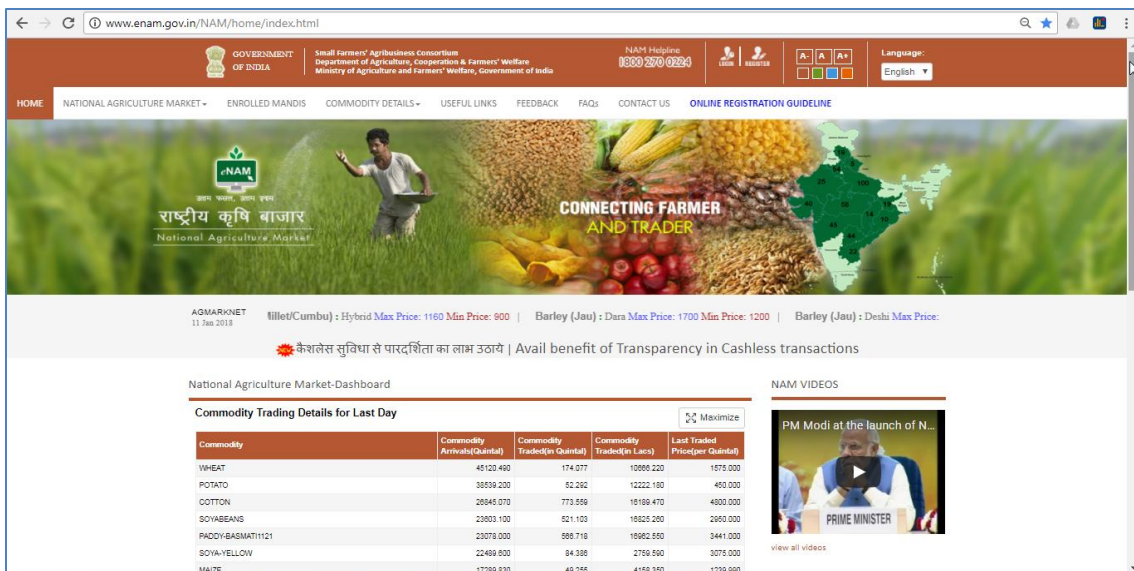
- i. URL:
eNAM Portal can be accessed through <http://www.enam.gov.in/NAM/home/index.html>; there is no change from date of Go Live to till date (15 Jan 2018).
- ii. Home Page:
By accessing the URL, entire information on eNAM and Agricultural Trends can be viewed. Home page of previous version:



DMI - Wheat: Dara Max Price: 1550 Min Price: 1500 | Rice Medium: Max Price: 2110 Min Price: 2000 | Rice: Ratnchudi Max Price: 2300 Min Price: 1800

Commodity	Commodity Arrivals (Quintal)	Commodity Traded (in Lacs)	Max Price (per Quintal)	Min Price (per Quintal)	Last Traded Price (per Quintal)
WHEAT	9932.80	134.36	3502.50	1465.00	1590.00
TURMERIC FINGER	3256.10	233.56	9141.00	1900.00	8150.00
COTTON-BAGS	2872.18	410.80	6300.00	4401.00	5250.00
TURMERIC BULB	1156.70	96.52	8978.00	1800.00	7800.00
CHILLIES	964.18	82.06	15600.00	3000.00	3000.00
SUNFLOWER	930.00	49.10	3800.00	2550.00	3800.00
GUAR SEEDS	624.00	20.91	3542.00	3200.00	3482.00
RED GRAM	326.56	13.62	8019.00	6050.00	7359.00

Current Home page:

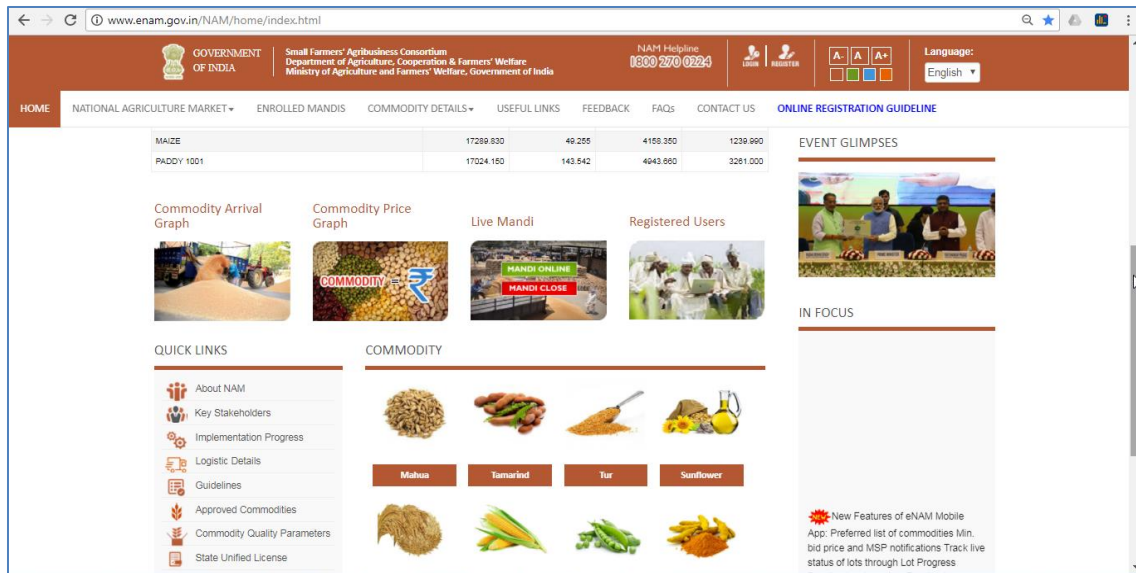


AGMARKNET 11 Jan 2018 | Millet/Cumbu) : Hybrid Max Price: 1160 Min Price: 900 | Barley (Jau) : Dara Max Price: 1700 Min Price: 1200 | Barley (Jau) : Deshi Max Price: 1200

कैशलेस सुविधा से पारदर्शिता का लाभ उठाये | Avail benefit of Transparency in Cashless transactions

Commodity	Commodity Arrivals(Quintal)	Commodity Traded(In Quintal)	Commodity Traded(In Lacs)	Last Traded Price(per Quintal)
WHEAT	45120.490	174.077	10088.220	1575.000
POTATO	38599.200	52.292	12222.190	450.000
COTTON	28845.070	773.556	16189.470	4800.000
SOYABEANS	23803.100	521.103	16325.290	2650.000
PAOBY/BASMATHI121	23078.000	595.719	15982.650	3441.000
SOYA-YELLOW	22490.800	84.388	2766.550	3075.000
MAIZE	17289.830	49.255	4158.350	1239.990

(Upper View)



The screenshot shows the eNAM portal home page. At the top, there is a navigation menu with links for HOME, NATIONAL AGRICULTURE MARKET, ENROLLED MANDIS, COMMODITY DETAILS, USEFUL LINKS, FEEDBACK, FAQs, CONTACT US, and ONLINE REGISTRATION GUIDELINE. Below the navigation menu, there is a table showing commodity prices for MAIZE and PADDY 1001. The table has four columns of prices. To the right of the table, there are four main sections: Commodity Arrival Graph, Commodity Price Graph, Live Mandi, and Registered Users. Below these sections, there is a QUICK LINKS section with a list of links including About NAM, Key Stakeholders, Implementation Progress, Logistic Details, Guidelines, Approved Commodities, Commodity Quality Parameters, and State Unified License. To the right of the quick links, there is a COMMODITY section with images of various commodities like Mahua, Tamarind, Tur, and Sunflower. On the far right, there is an EVENT GLIMPSES section with a photo of people at a table, and an IN FOCUS section with a red star icon and text about new features of the eNAM mobile app.

(Lower View)

Current Enhancements:

Home screen of eNAM Portal gives access to options like:

- a) NAM Common Helpline Number for Support
- b) Users Registration & Login
- c) Language Selection
- d) AGMARKNET Max & Min Prices of all commodities
- e) Previous day Trading details
- f) NAM related videos (Media)
- g) Latest Updates
- h) Commodity Arrival Graph
- i) Commodity Price Graph
- j) Live Mandi Status
- k) Registered Users
- l) Commodity Information along with Assaying Parameters
- m) Quick Links & Useful Links

Below mentioned are the sample screens of live portal referencing above points.

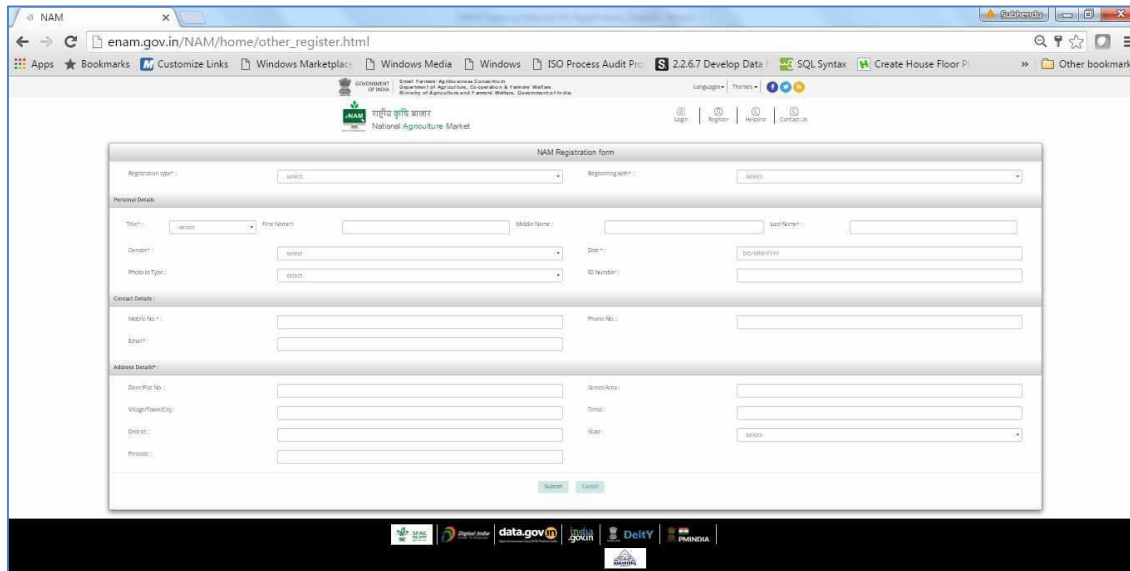
a) NAM Common Helpline Number for Support:

Dedicated Helpline number is displayed on right top of the screen.

Toll free number is 18002700224 and mail-id is enam.helpdesk@gmail.com.

For Technical support enam.support@kisan.com

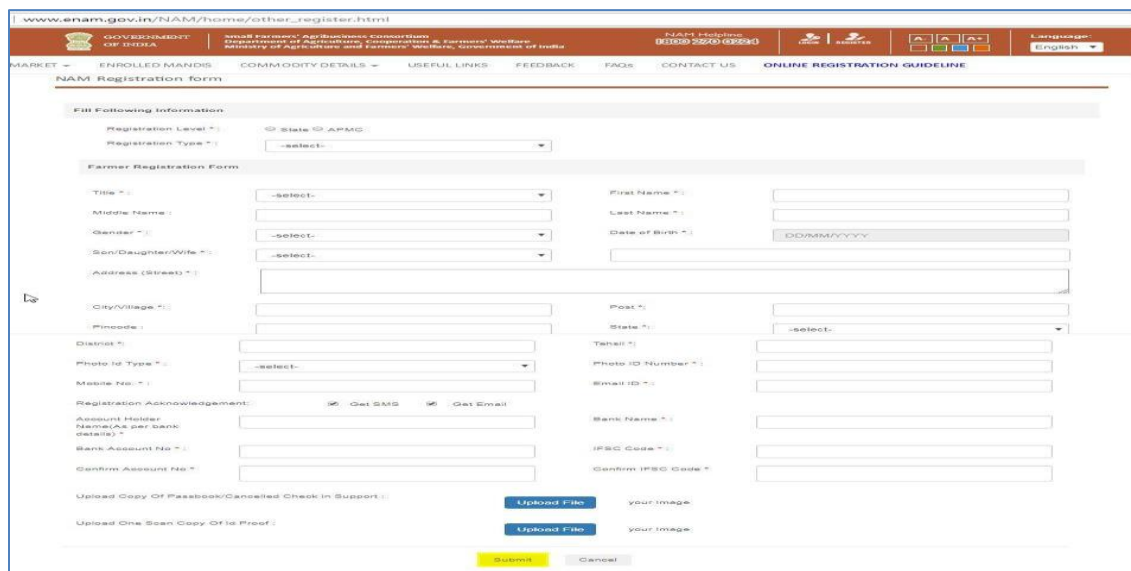
b) User Registration Screen (Previous version):



The screenshot shows the 'NAM Registration form' in a web browser. The form is divided into three main sections: Personal Details, Contact Details, and Address Details. Each section contains various input fields for user information.

Section	Field Name	Field Type
Personal Details	Title	Dropdown
	First Name	Text
	Middle Name	Text
	Last Name	Text
	Gender	Dropdown
	Date of Birth	Text (MM/DD/YYYY)
Contact Details	Mobile No.	Text
	Phone No.	Text
	Email	Text
Address Details	Door No.	Text
	Street	Text
	Village/Town/City	Text
	State	Dropdown
	Pincode	Text
	Distric	Text

User Registration Screen (Current version):



The screenshot shows the 'NAM Registration form' in a web browser. The form is more comprehensive than the previous version, including fields for registration level, farmer registration form, contact preferences, and document uploads.

Section	Field Name	Field Type
Registration Information	Registration Level	Dropdown
	Registration Type	Dropdown
Farmer Registration Form	Title	Dropdown
	First Name	Text
	Middle Name	Text
	Last Name	Text
	Gender	Dropdown
	Date of Birth	Text (MM/DD/YYYY)
	Address (Street)	Text
	City/Village	Text
	Pincode	Text
	State	Dropdown
Registration Acknowledgement	Get SMS	Checkbox
	Get Email	Checkbox
	Bank Name	Text
	Branch Name	Text
Document Uploads	Upload Copy of Passport/Cancelled Check (in Support)	File Upload
	Upload One Scan Copy Of Id Proof	File Upload
	Photo ID Number	Text
	Email ID	Text

Previous version has Personal details, Address details & Contact details only.

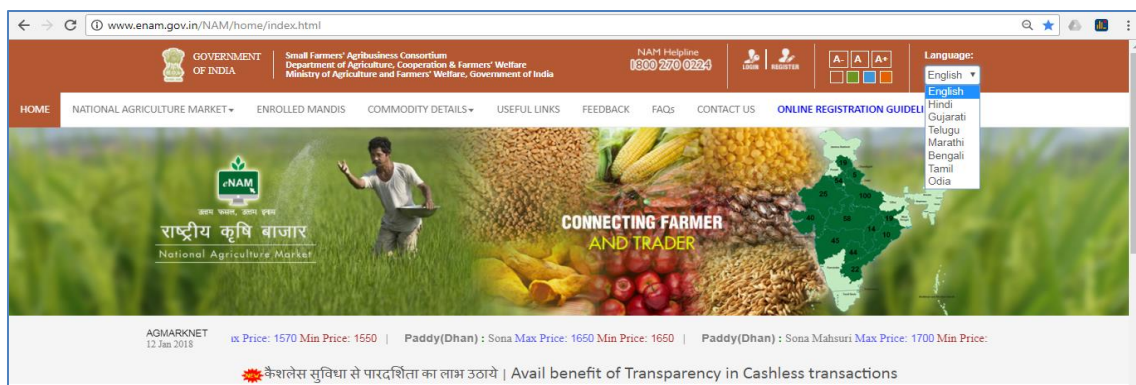
Current Enhancements:

- Registration Level - State / APMC Level
- Registration Type - Seller / Buyer / CA / Service Provider
- Mandating ID proof type and many necessary fields.
- Registration Acknowledgement Type - Mail / SMS
- Bank details
- Uploading facility of proofs.

c) Language Selection:

Earlier only Hindi & English languages were available on portal.

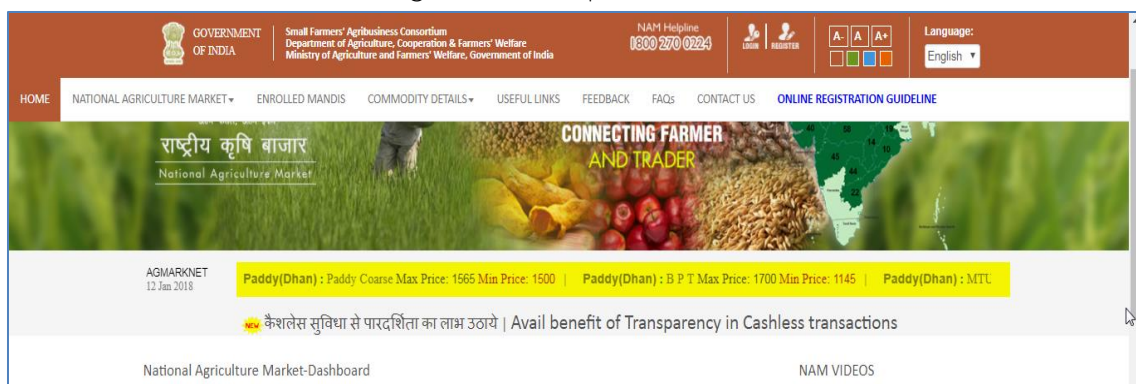
Current Enhancements:



Gujarati, Telugu, Marathi, Bengali, Tamil & Odia are also available. Language can be selected through dropdown list.

d) AGMARKNET Max & Min Prices of all commodities:

Home dashboard contains Commodity Wise Minimum & Maximum prices as per today's market value. This helps Farmers know current market price also, traders will follow the bidding on these updates.



These details are called through web service from AGMARKNET and synced with eNAM.

e) Previous day Trading details:

This category explains about Commodity Arrivals, Commodity Traded Quantity, and Commodity Trade Value in Lakhs & Last Traded Price per Quintal.

Earlier this information will appear based on last 7 days frequency.

Earlier Version:



DMI - Wheat: Dara Max Price: 1550 Min Price: 1500 | Rice Medium: Max Price: 2110 Min Price: 2000 | Rice: Ratnachudi Max Price: 2300 Min Price: 2200

National Agriculture Market-Dashboard

Commodity Trading Details for Last 7 Days

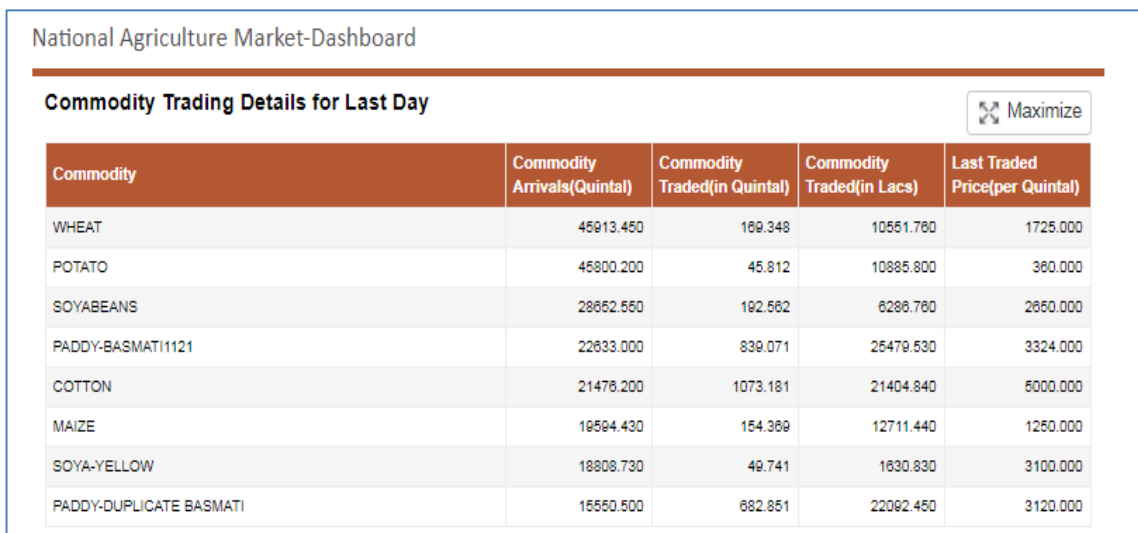
Commodity	Commodity Arrivals (Quintal)	Commodity Traded (in Lacs)	Max Price (per Quintal)	Min Price (per Quintal)	Last Traded Price (per Quintal)
WHEAT	9933.80	234.36	3502.55	1465.00	1590.00
TURMERIC FINGER	3256.08	233.56	9142.00	1900.00	8150.00
COTTON-BAGS	2872.08	418.80	6300.00	4401.00	5250.00
TURMERIC BULK	1156.70	96.52	8978.00	1800.00	7800.00
CHELLIES	964.18	82.06	15600.00	3000.00	3000.00
SUNFLOWER	830.00	48.18	3800.00	2550.00	3800.00
GUAR SEEDS	624.00	28.91	3542.00	3200.00	3482.00
RED GRAM	326.58	13.62	8018.00	6050.00	7359.00

NAM VIDEOS
PM Modi at the launch ...
PRIME MINISTER
view all videos
EVENT GLIMPSES

Current Enhancements:

- Date range has been reduced and previous day trading details are populated.
- Commodity Traded in Quintals is projected in the dashboard.

Current Version:



National Agriculture Market-Dashboard

Commodity Trading Details for Last Day

Commodity	Commodity Arrivals(Quintal)	Commodity Traded(in Quintal)	Commodity Traded(in Lacs)	Last Traded Price(per Quintal)
WHEAT	45913.450	169.348	10561.760	1725.000
POTATO	45800.200	45.812	10885.800	380.000
SOYABEANS	28852.560	192.582	6288.760	2650.000
PADDY-BASMATI1121	22633.000	839.071	26479.530	3324.000
COTTON	21478.200	1073.181	21404.840	5000.000
MAIZE	19594.430	154.389	12711.440	1250.000
SOYA-YELLOW	18808.730	49.741	1630.830	3100.000
PADDY-DUPLICATE BASMATI	15550.500	682.851	22062.450	3120.000

On maximizing the screen, drop down gives State Level Commodity & Date wise information.

f) NAM Related videos:

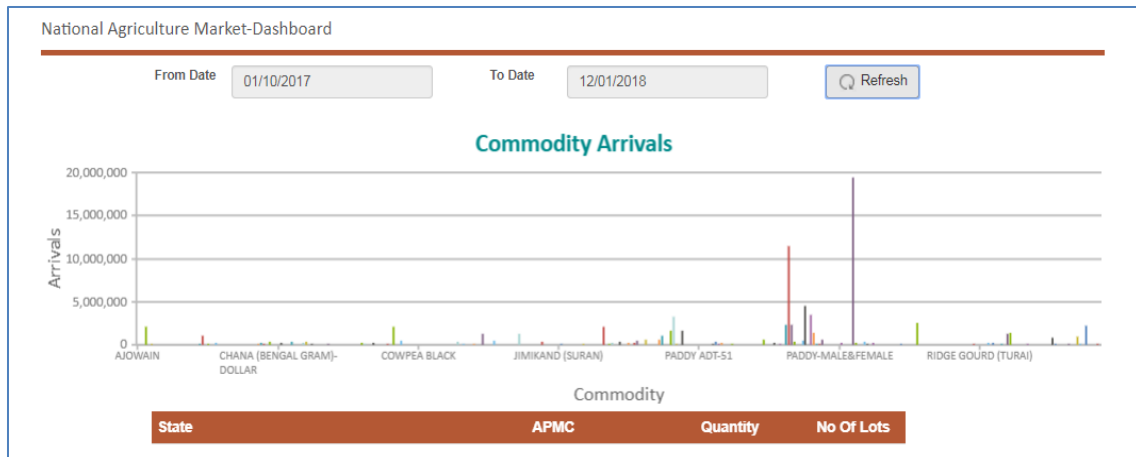
Here all media and events related to eNAM can be viewed.

g) Latest Updates:

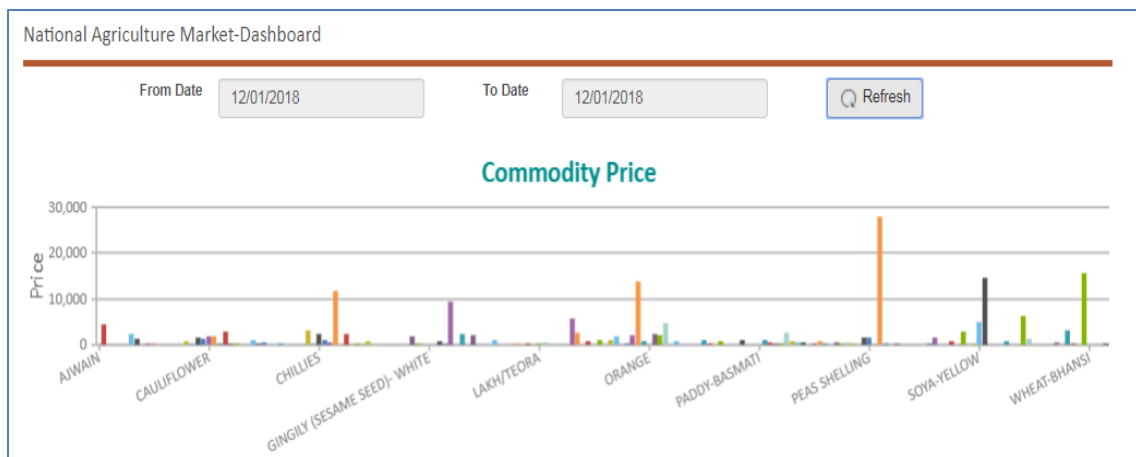
Here all Current changes, project plan, Current implementations, achievement etc. and many can be seen under “In Focus” grid.

h) Commodity Arrival Graph

There is no change in this area as compared to the previous version. Through this graph commodity arrivals on specific date range are monitored or studied.



i) Commodity Price Graph

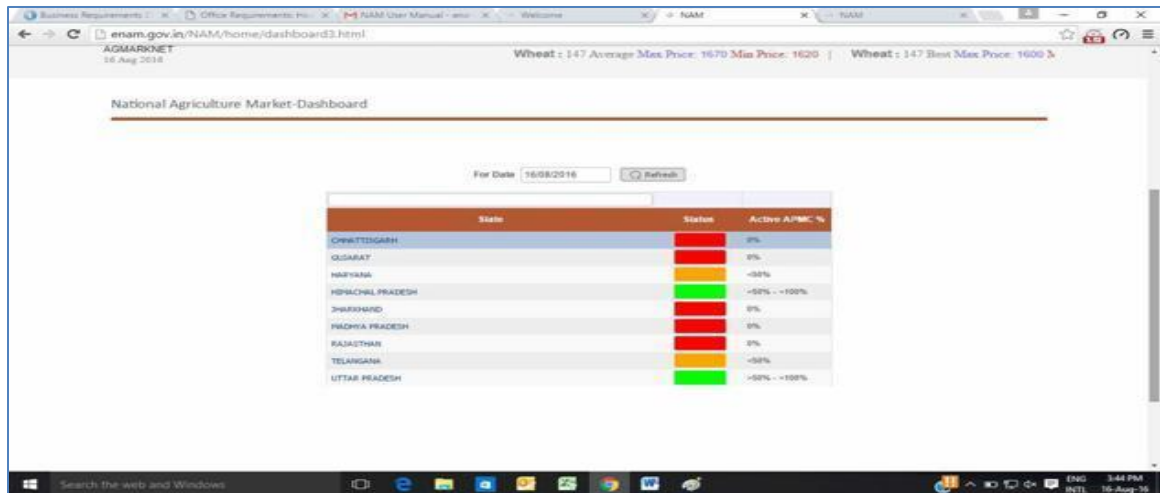


Here, prices against each commodity with defined date range can be viewed.

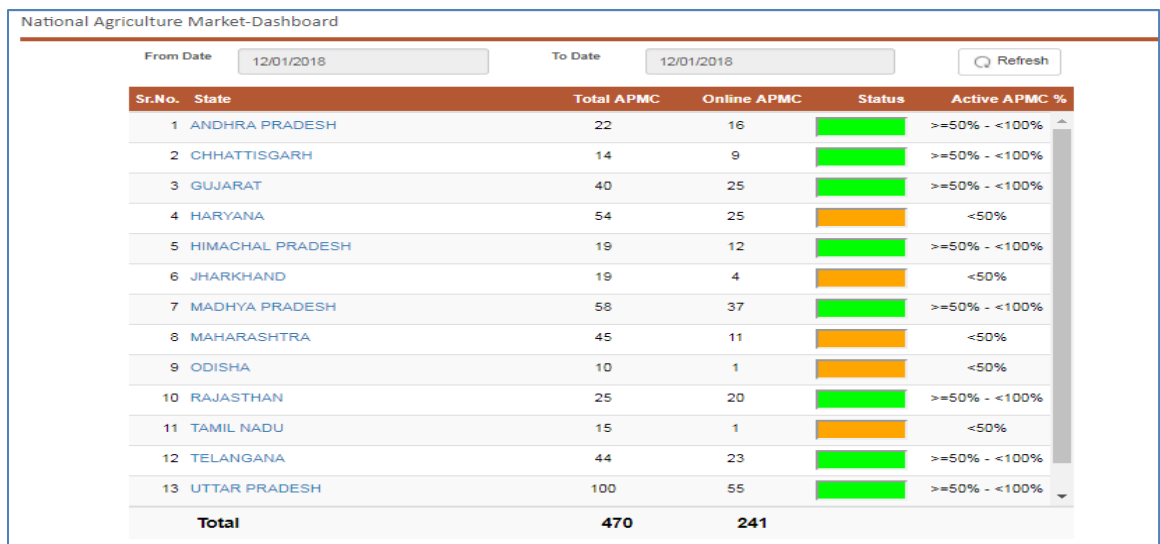
j) Live Mandi Status:

Live status of Mandis in every state can be viewed. Here live status indicates the gate entry in each APMC

Earlier Version:



Current Version:



Current Enhancements:

- Total APMC's (Integrated APMC's count) is shown on dashboard.
- Live / Online APMC's count is displayed. (Gate Entries)
- Active APMC % is seen on the dashboard.

k) Registered Users

State and mandi wise registered users count can be seen.

This is Current enhancement that was not available in previous version.

Sr.No.	State	Buyer	Commission Agent	Service Provider	Seller
1	ANDHRA PRADESH	2427	2220	0	319434
2	CHHATTISGARH	2762	215	0	64773
3	GUJARAT	7566	5244	0	428079
4	HARYANA	8209	19001	0	1859290
5	HIMACHAL PRADESH	1853	1086	0	51775
6	JHARKHAND	1166	1	0	6741
7	MADHYA PRADESH	18733	0	1	373714
8	MAHARASHTRA	7523	6952	1	193436
9	ODISHA	674	0	0	31987
10	RAJASTHAN	11405	4954	0	387703
11	TAMIL NADU	846	0	0	6617
12	TELANGANA	5128	3866	0	870677
13	UTTAR PRADESH	30923	8239	2	2591638
14	UTTARAKHAND	1630	1352	0	7073
Total		100845	53130	4	7192937

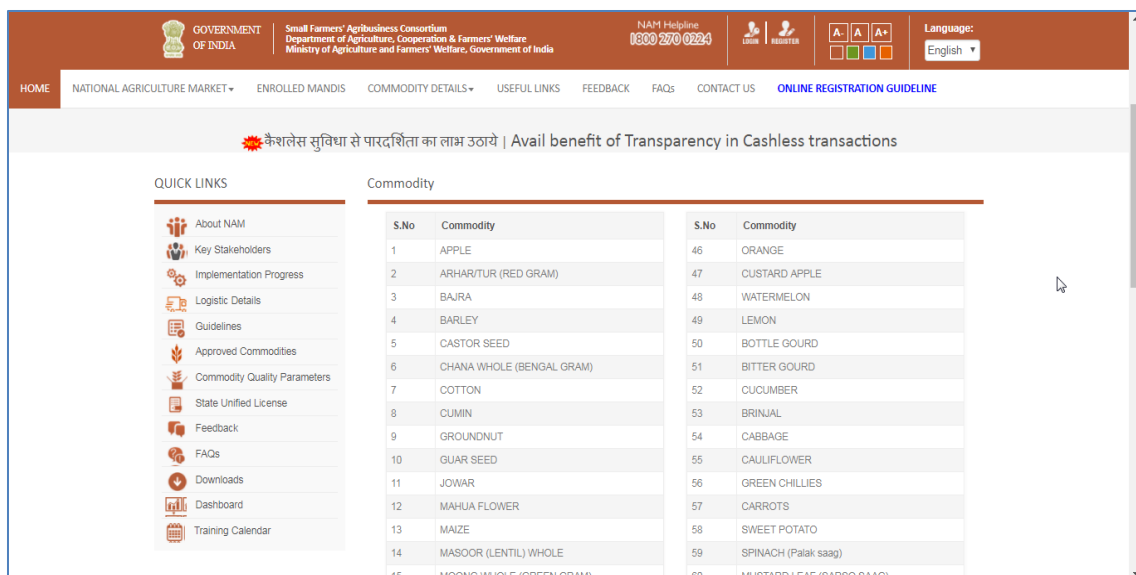
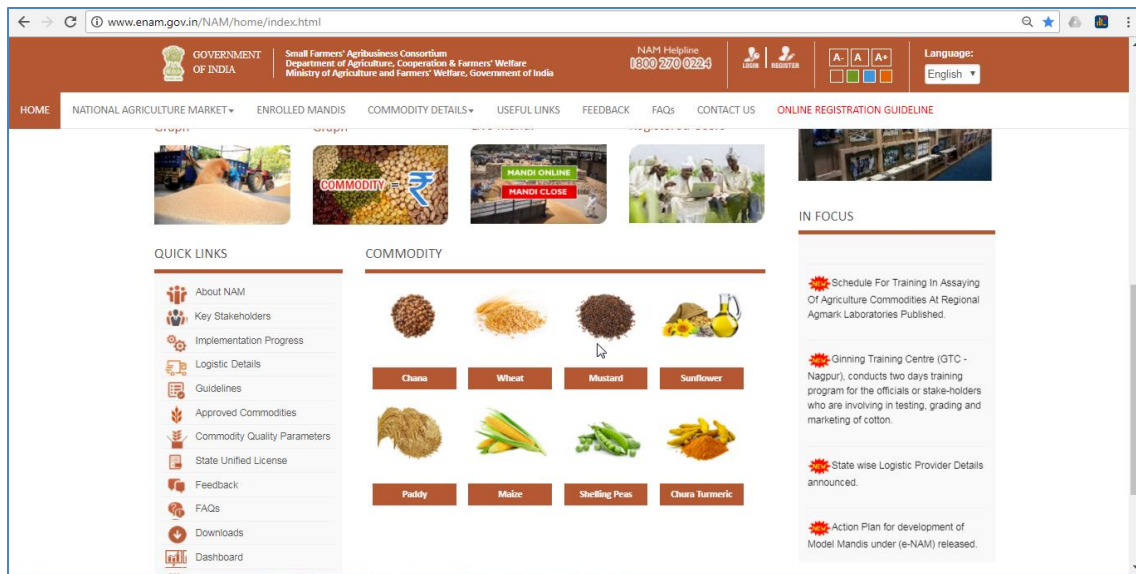
Current Enhancements:

- State wise Seller / Buyer / CA & Service Providers registered on eNAM count can be seen on the portal.
- On clicking the state, Mandi wise registered users count on the portal are available.

Sr.No.	APMC's for State UTTARAKHAND	Buyer	Commission Agent	Service Provider	Seller
1	GADARPUR	198	194	0	1344
2	HARIDWAR	477	310	0	772
3	KASHIPUR	561	386	0	1801
4	KICHHA	227	297	0	1270
5	SITARGANJ	167	165	0	1886
Total		1630	1352	0	7073

l) Commodity Information along with Assaying Parameters:

This is another Current feature added on the portal for viewing all approved commodities and their parameters with defined ranges. Based on these ranges commodity grading would be done that is useful for traders to bid right prices.



Assaying Parameters:

QUICK LINKS

- About NAM
- Key Stakeholders
- Implementation Progress
- Logistic Details
- Guidelines
- Approved Commodities
- Commodity Quality Parameters
- State Unified License
- Feedback
- FAQs
- Downloads
- Dashboard
- Training Calendar

Commodity Quality Parameters (as per Directorate of Marketing and Inspection (DMI)).

1. Arhar/TUR (Red Gram) Whole: shall be the dried and mature seeds of Pulses (Cajanus cajan).

S.No	Tradable Parameters	Range-I	Range-II	Range-III
1	Moisture (% by wt)	upto 10.0	10.1-12.0	12.1-14.0
2	Foreign matter (% by wt)	upto 0.10	0.11- 0.60	0.61-1.0
3	Other edible grains (% by wt)	upto 0.50	0.51-2.0	2.01-5.0
4	Damaged grains (% by wt)	upto 0.50	0.51-2.0	2.01-5.0
5	Weevil led grains (% by count)	upto 3.0	3.1-5.0	5.1-10.0
6	Uniformity	More uniform	Slightly less uniform	Less uniform
7	Luster	Normal	Medium	Poor

2. Moong whole (green gram): shall be the dried and mature seeds of Pulses green gram Vigna radiate (L.) (Phaseolus aurues Roxb.or Phaseolus radiates Roxb.).

S.No	Tradable Parameters	Range-I	Range-II	Range-III
1	Moisture (% by wt)	Upto 10.0	10.1-12.0	12.1-14.0
2	Foreign matter (% by wt)	Upto 0.1	0.11-0.6	0.61-1.0

m) Quick Links & Useful Links:

There are Quick & Useful links provided on the portal. Important among them are About NAM, Key Stakeholders, Implementation Progress, Logistics Details, Guidelines, Approved Commodities, State Unified Licenses, FAQ's, downloads, dashboard, Training Calendar...etc.

QUICK LINKS

- About NAM
- Key Stakeholders
- Implementation Progress
- Logistic Details
- Guidelines
- Approved Commodities
- Commodity Quality Parameters
- State Unified License
- Feedback
- FAQs
- Downloads
- Dashboard
- Training Calendar

Training Manual for National Agriculture Market – Addendum Dec 2017

WORKFLOW

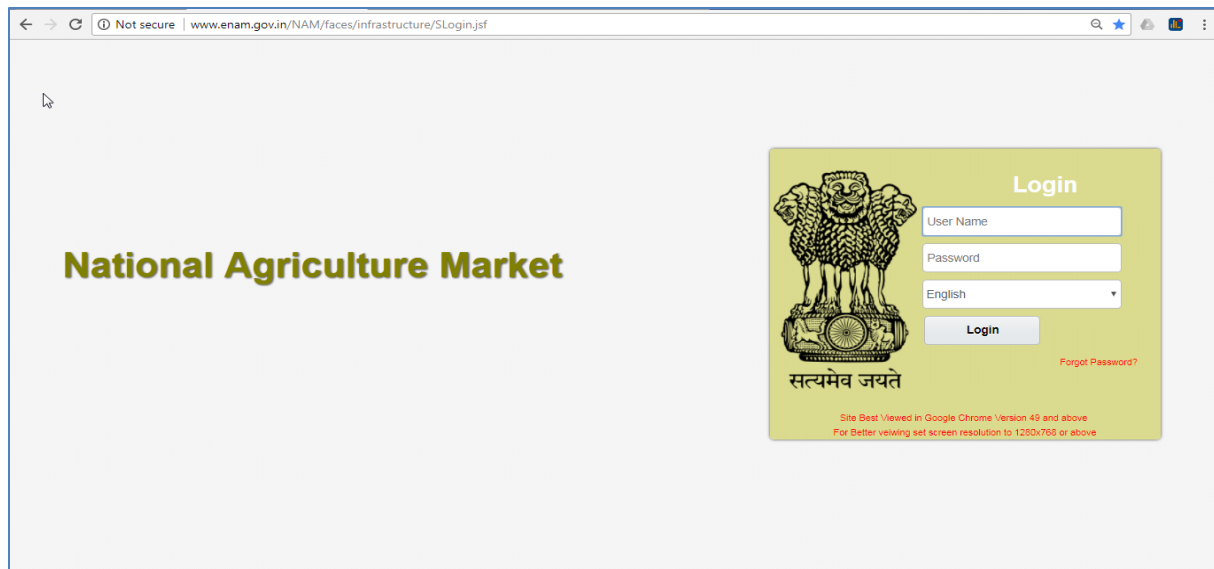
Home Page:

After user is registered, he / she can login to the application through Login button which can be seen on right top corner of the portal. User need to provide User-ID & Password to login successfully.

Earlier Version:



Current Version:



Current Enhancements:

- In Current login page forgot password option is available
- Selection of Language and 6 languages are available to login.

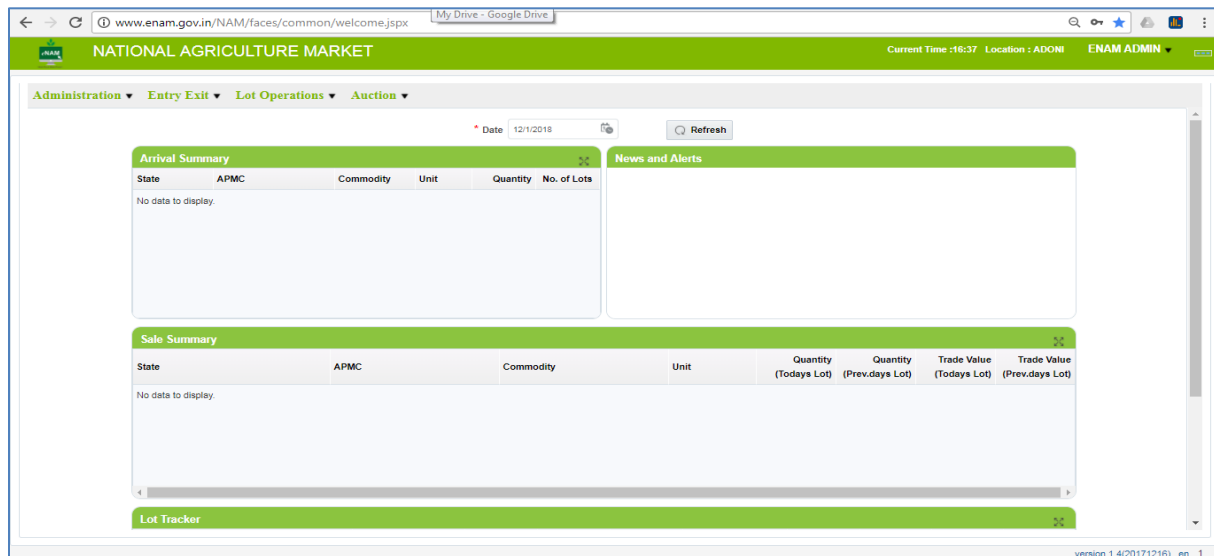
Landing Page

After successful login user will land to the transaction page.

Earlier Version:



Current Version:



Current Enhancements:

- Previous version is vertical approach and current version is horizontal approach.
- Arrival Summary, Sale Summary & Lot Tracker details can be seen on landing page by selecting specific date.